


DATA SHEET
 PX257-OC
 PX257-RE

DMX/Relay Interface 8ch



Device description

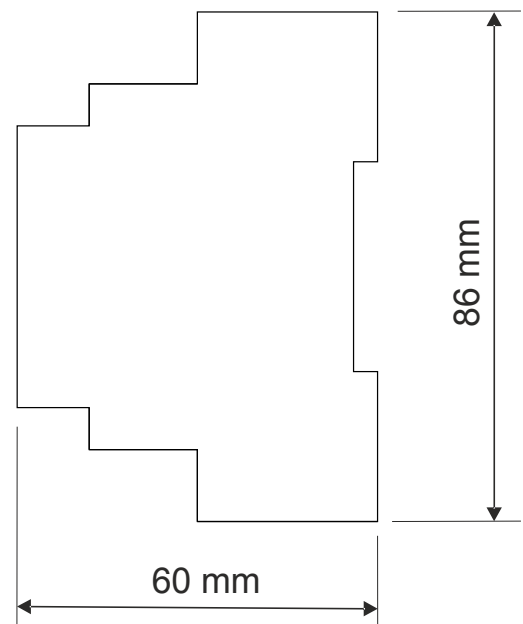
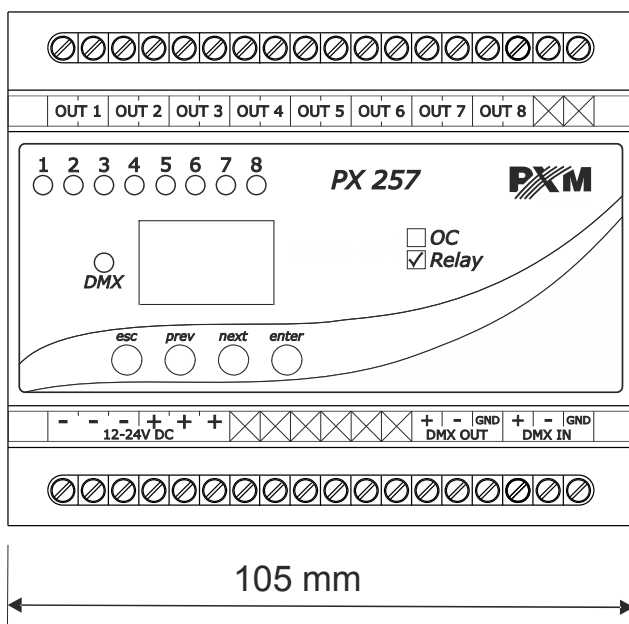
PX257 is a device made in two versions: **8 Relay Module** and **Switch 8x1.3A OC**. It is used for switching on and off stage lighting and theatrical effects as well as architectural lighting equipment using the DMX-512 signal. The module incorporates a set of 8 relays that control on / off outputs.
 The PX257 OC version is an 8-channel digital DC switch, featuring maximum single circuit switching load of 1.3 A.

The device menu allows the user to program DMX addresses for all the output channels and to set characteristics for the purpose of controlling electric motors.

In both versions of the device is designed for mounting on standard DIN rails in electrical switchgear.

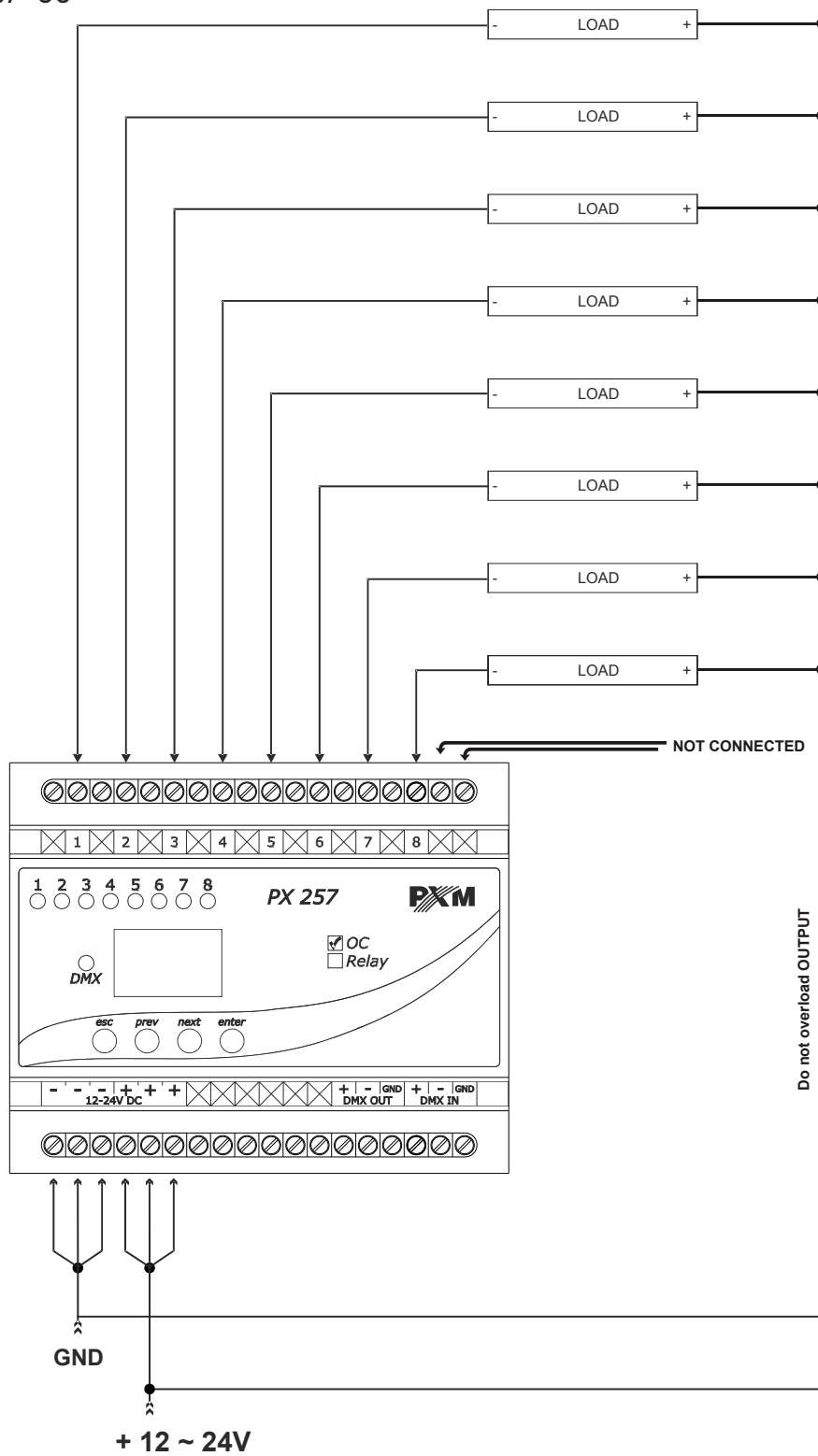
NOTE! The following data sheet is valid for devices from serial number **21250049**.

Technical drawing

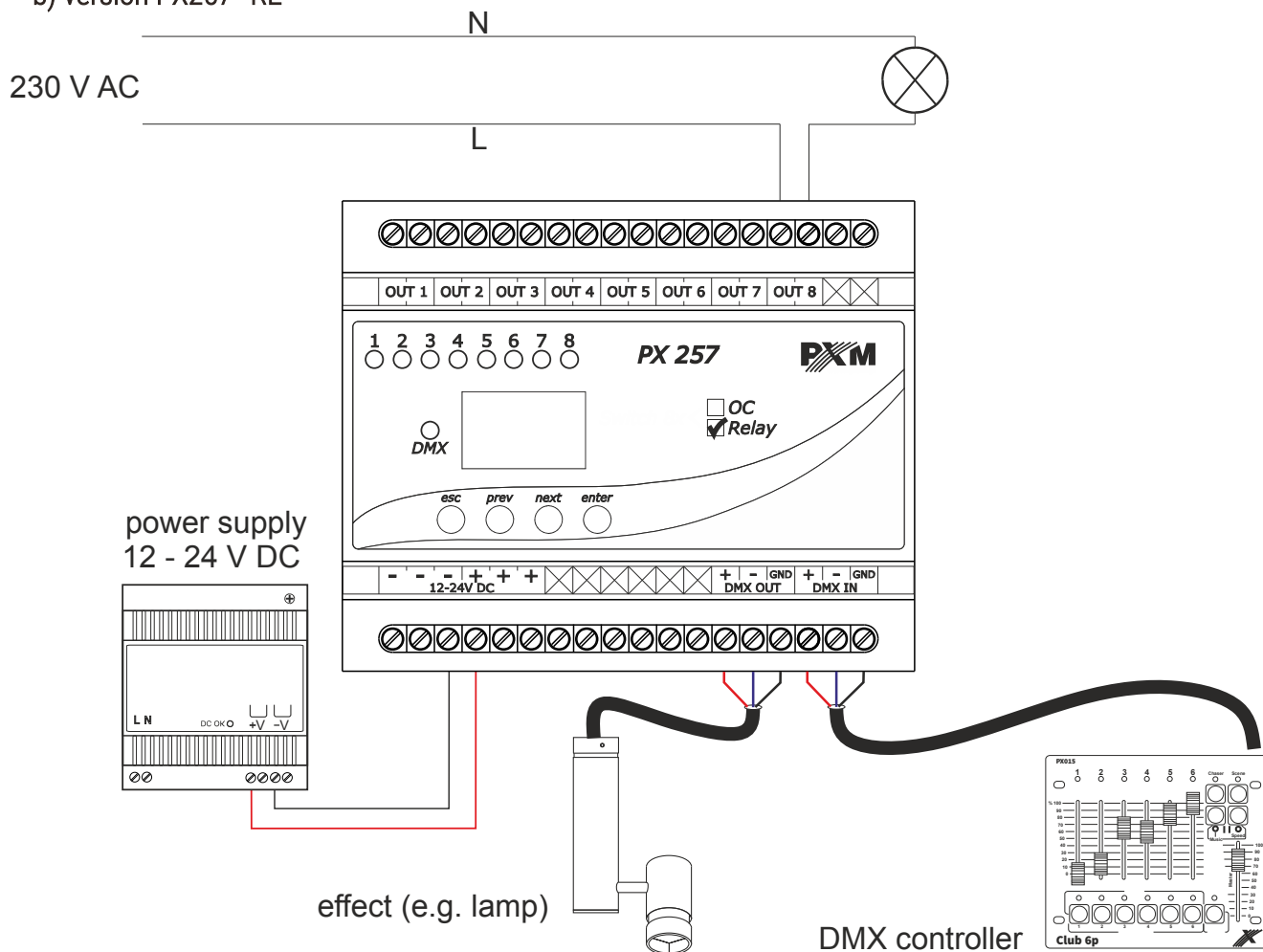


Connection diagram

a) version PX257-OC



b) version PX257-RE



Technical data

type	PX257-OC PX257-RE
number of DMX channels	512
power supply	12 – 24V DC
power consumption without load OC	max. 1W
power consumption RE	max. 4W
number of output channels	8
outputs load capacity (version RE):	
- resistive load	max. 2A, 250V AC / channel
- resistive load	max. 2A, 24V DC / channel
- inductive load	max. 0.5A, 250V AC / channel
- inductive load	max. 0.5A, 24V DC / channel
max. switching frequency (only version RE)	500 cycles/h (load rated AC)
outputs load capacity (version OC)	max 1.3A, 24V DC / channel
outputs sockets	screw terminals
input / through DMX	yes
weight	PX257-OC: 0.2kg PX257-RE: 0.3kg
dimensions	width: 105mm height: 60mm depth: 86mm