

PX284

PxAqua

3 SH 12V

User manual



Table of Contents

1 Description.....	3
2 Safety conditions.....	4
3 Information on version.....	6
4 Connection scheme.....	7
5 Dimensions.....	9
6 Technical data.....	10

Manufacturer reserves the right to make modifications in order to improve device operation.

PXM Marek Żupnik sp.k.
Podłęże 654
32-003 Podłęże
BDO register number 000005972

tel. +48 12 385 83 06
mail: info@pxm.pl
www.pxm.pl

Rev.1-3
16.10.2023

1 Description

LED lamp PxAqua 3 SH 12V is designed for underwater lighting. It can also be used to illuminate the interior or exterior architectural details.

The lamp uses three high-performance OSRAM Oslon LEDs. LEDs are available in white color, in different color temperatures: 2700K, 3000K, 4000K, 5000K, 5700K. The PX284 may be provided with optics beam angles of 10°, 22° (standard) or 40°. The casing is made of stainless steel (316L).

The device is delivered with a 2m or 0.5m cable (0.5m cable terminated with a Weipu SP13 3 PIN male plug).

The PX284 can only be powered supplied from 12V DC. It can be powered with a voltage LED driver or voltage power supply. It also can be dimmed, when using voltage LED driver, e.g. PX254.

2 Safety conditions

Before installing, connecting and using the lamp you have to absolutely read this document.

The following symbols are used to underline important information on security conditions on the product and in this manual.



Danger!
Risk of loss of life and health.



Warning!
Fire hazard.



Warning!
LED light emission.
The risk of eye damage.



Warning!
The risk of burns.



Warning!
Read the instruction manual.

Caution!

Do not look at the LEDs, LEDs can cause damage or eye irritation. Do not look at the light source with any optical devices that focus the light rays.



Light is harmful to unprotected eyes, can cause irritation, eye damage or even loss of eyesight.



While working outdoors in normal conditions, the housing unit can heat up to +65°C. Make sure that accidental contact with the device during use is impossible.



In case of improper usage of the product it may cause a risk of serious injury or death because of the threat of fire.

During its installation and use PX284 the following rules must be strictly observed:

1. Installation should be performed by a person holding the appropriate qualifications, according to the instruction manual.
2. Lamp may only be connected to stabilized voltage with current-carrying capacity compatible with technical data.
3. All the conductors should be protected against mechanical and thermal damage.
4. In the event of damaging any conductor, it should be replaced with a conductor of the same technical data.
5. All repairs and connections of outputs can only be made with cut off power supply.
6. Do not connect to the power supply to device with visible damage.
7. All sudden shocks, particularly dropping, should be avoided.
8. Do not plug the device into the installation if you suspect that the casing is leaking.

3 Information on version

The PX284 lamp is available in several versions that differ in the angle of the lenses used and the color of the LEDs.

Below there is a description of designation of the PX284 models and their explanation:

PX284 – XX – YYY – ZZ – B – Z – S

XX – lens angle:

10 – 10°

22 – 22°

40 – 40°

YYY – color LEDs:

927 – CRI 90, 2700K

930 – CRI 90, 3000K

940 – CRI 90, 4000K

950 – CRI 90, 5000K

957 – CRI 90, 5700K

ZZ – lamp housing version:

SH – with a handle

B – halogen-free cable

Z – Weipu SP13 male connector 3 PIN (0.5m cable)

S – additional stand

Example of marking for a lamp with a lens angle of 22°, LEDs 3000K, with a handle, halogen-free cable and Weipu connector:

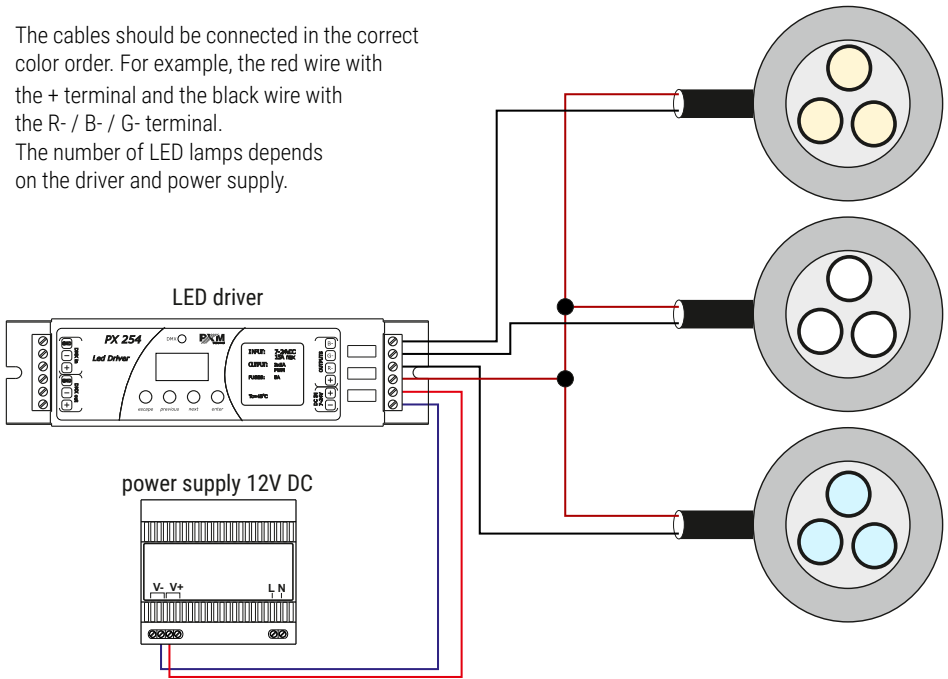
PX284-22-930-SH-B-Z

The housing, compliant with the IP68 standard, allows the device to be used in underwater applications, for example in fountains, swimming pools, as well as in places exposed to adverse weather conditions.

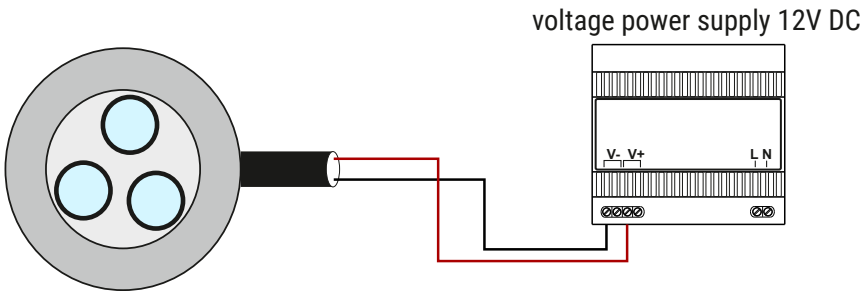
4 Connection scheme

a) diagram of connecting PX284 lamps with driver PX254

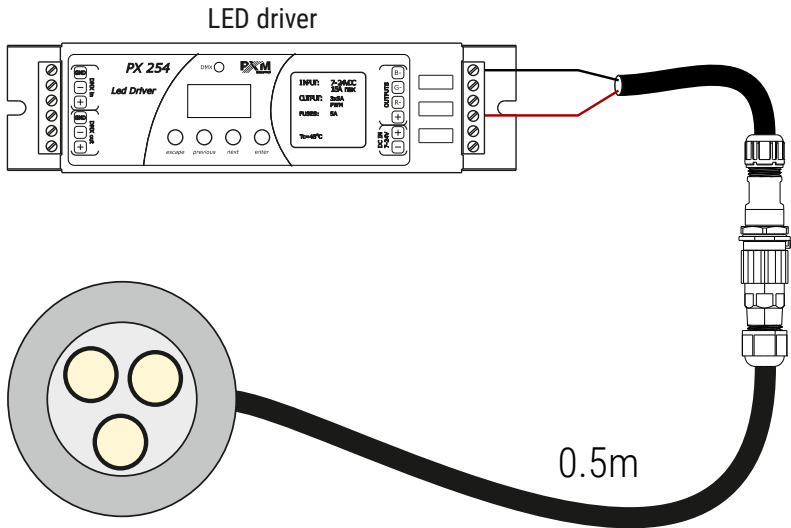
The cables should be connected in the correct color order. For example, the red wire with the + terminal and the black wire with the R- / B- / G- terminal.
The number of LED lamps depends on the driver and power supply.



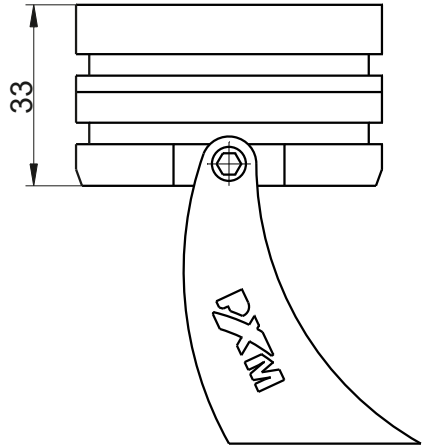
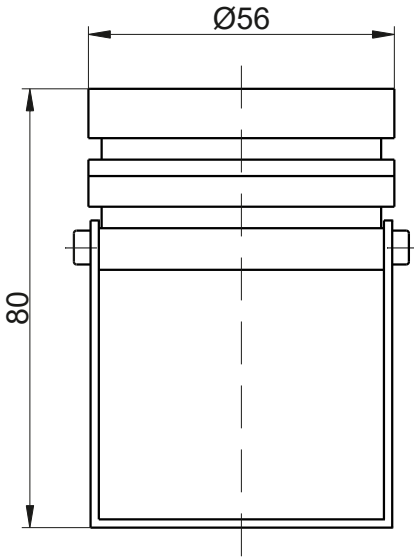
b) diagram of connecting the lamp with voltage power supply



c) diagram of connecting PX284 lamps to the PX254 driver with an option with a 0.5m cable with a Weipu SP13 3 PIN connector



5 Dimensions



6 Technical data

type	PX284
number of LEDs	3
power supply	12V DC
current consumption	350mA
IP rate	IP68
housing	stainless steel (316L)
CRI	≥80
beam angles	10°, 22°, 40°*
LED colors	2700K, 3000K, 4000K, 5000K, 5700K
wire**	2m 0.5m (Weipu SP13 male 3 PIN)
weight	0.5kg
dimensions	diameter: 56mm height: 33mm height with the handle: 80mm

* – available on request

** – depending on the customer's order

DECLARATION OF CONFORMITY

PXM Marek Żupnik spółka komandytowa
Podłęże 654, 32-003 Podłęże

we declare that our product:

Product name: PxAqua 3 SH 12V

Product code: PX284

meets the requirements of the following standards, as well as harmonised standards:

PN-EN IEC 63000:2019-01	EN IEC 63000:2018
PN-EN 60598-1:2015	EN 60598-1:2015
PN-EN 62471:2010	EN 62471:2008
PN-EN 61000-4-2:2011	EN 61000-4-2:2009
PN-EN IEC 61000-6-1:2019-03	EN IEC 61000-6-1:2019
PN-EN 61000-6-3:2008	EN 61000-6-3:2007

and meets the essential requirements of the following directives:

2011/65/UE **DIRECTIVE OF THE EUROPEAN PARLIAMENT AND OF THE COUNCIL** of 8 June 2011 on the restriction of the use of certain hazardous substances in electrical and electronic equipment
Text with EEA relevance.

2014/30/UE **DIRECTIVE OF THE EUROPEAN PARLIAMENT AND OF THE COUNCIL** of 26 February 2014 on the harmonisation of the laws of the Member States relating to electromagnetic compatibility (recast)
Text with EEA relevance.


Marek Żupnik spółka komandytowa
32-003 Podłęże, Podłęże 654
NIP 677-002-54-53



mgr inż. Marek Żupnik.